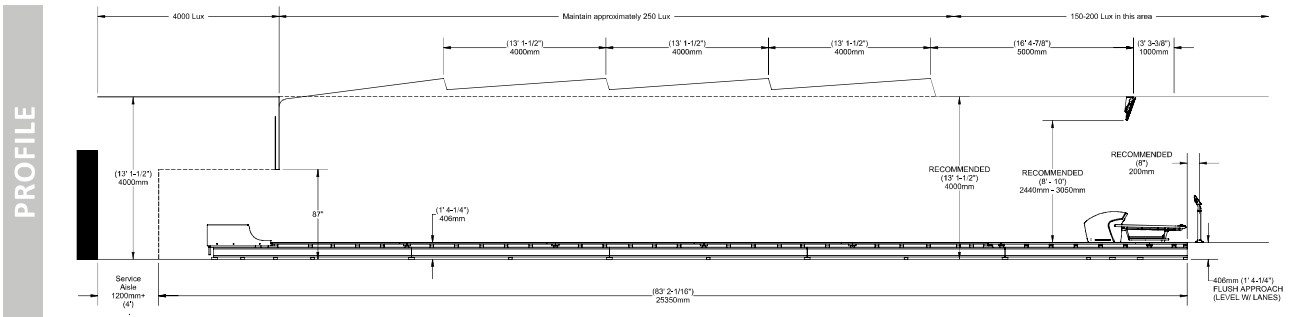
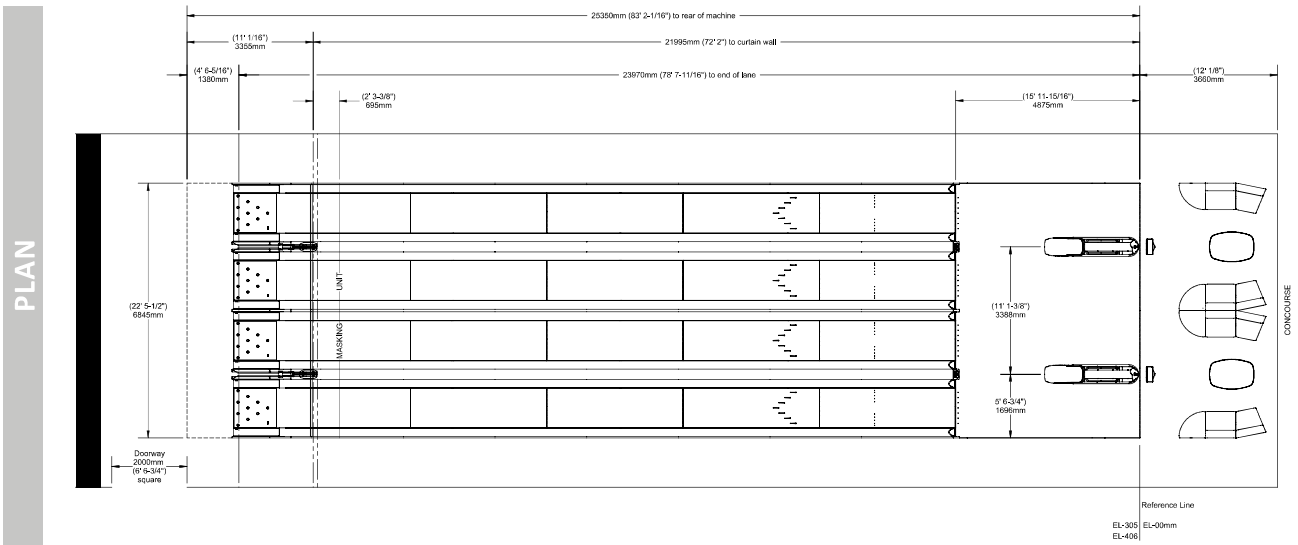
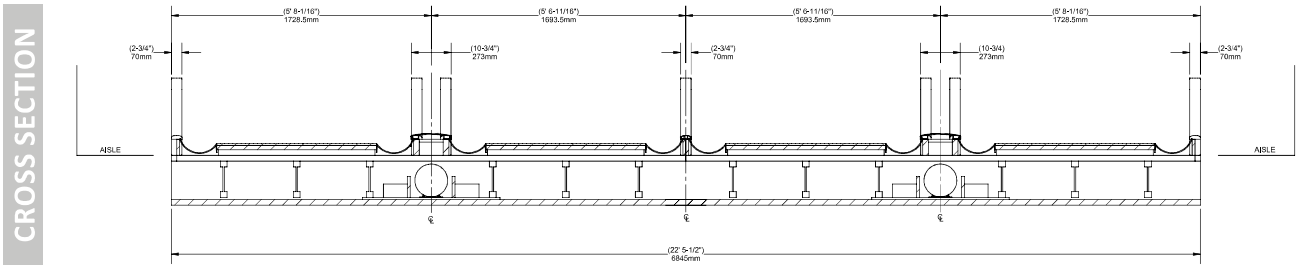


# Tenpin Bowling Specifications

Space requirements for a complete bowling center with space for snack and beverage bars, offices, nursery, pro shop, bathrooms and arcade averages 92.9m<sup>2</sup> (1,000 ft<sup>2</sup>) per lane with a depth of 45.7m (150ft).



Width dimensions Tables for the different area's based on the number of lanes

Number of Lanes	Lanes / Machines		Approach	
	mm	inches	mm	inches
1	1909	6' 3" 3/16	2039	6' 8" 5/16
2	3458	11' 4" 1/8	3458	11' 4" 1/8
3	5328	17' 5" 3/4	5458	17' 10" 7/8
4	6845	22' 5" 1/2	6845	22' 5" 1/2
6	10233	33' 6" 7/8	10233	33' 6" 7/8
8	13621	44' 8" 1/4	13621	44' 8" 1/4
10	17009	55' 9" 5/8	17009	55' 9" 5/8
12	20396	66' 11"	20396	66' 11"
14	23784	78' 3/8	23784	78' 3/8
16	27172	89' 1" 3/4	27172	89' 1" 3/4
18	30559	100' 3" 1/8	30559	100' 3" 1/8
20	33947	111' 4" 1/2	33947	111' 4" 1/2
22	37335	122' 5" 7/8	37335	122' 5" 7/8
24	40723	133' 7" 1/4	40723	133' 7" 1/4
26	44110	144' 8" 5/8	44110	144' 8" 5/8
28	47498	155' 10"	47498	155' 10"
30	50886	166' 11" 3/8	50886	166' 11" 3/8
32	54274	178' 3/4	54274	178' 3/4
34	57661	189' 2" 1/8	57661	189' 2" 1/8
36	61049	200' 3" 1/2	61049	200' 3" 1/2
38	64437	211' 4" 7/8	64437	211' 4" 7/8
40	67824	222' 6" 1/4	67824	222' 6" 1/4